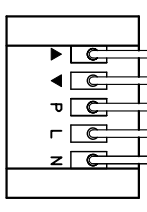


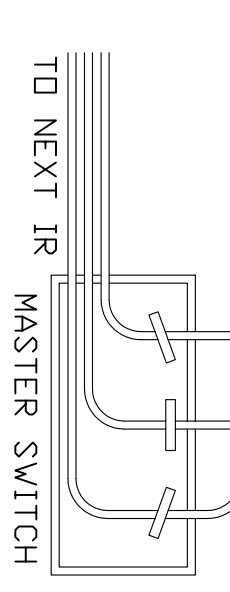
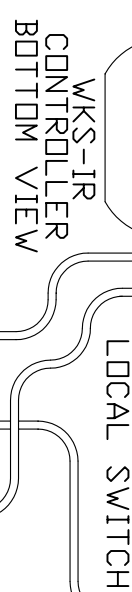
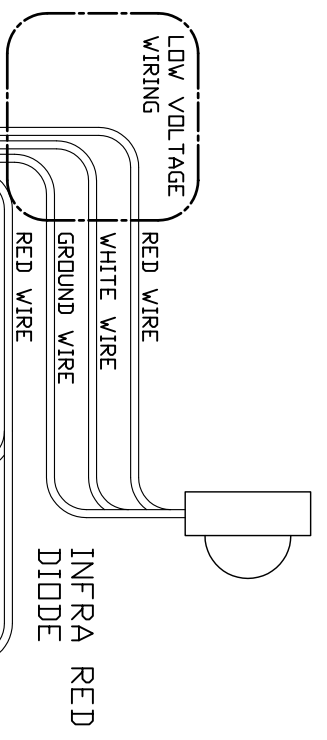
GENERAL NOTES:

1. ALL WIRING TO BE COMPLETED BY A CERTIFIED ELECTRICIAN
2. ALL LOW VOLTAGE WIRE CAT 5 - 4 PAIR WIRE TERMINATED TO RJ45 JACKS
3. ALL HIGH VOLTAGE WIRE TO BE 14GA (OR AS SPECIFIED BY LOCAL BUILDING CODES FOR HIGH VOLTAGE WIRE
4. SHADE MOTORS ARE NOT TO BE WIRED IN PARALLEL



WKS-IR CONTROLLER SIDE VIEW
 MOTOR ON RIGHT WIRE AS SHOWN FOR BACK ROLL SHADES
 REVERSE RED AND BLACK WIRES FOR LEFT HAND SHADES (OR FRONT ROLL)

GREEN WIRE - GROUND
 WHITE WIRE - COMMON/NEUTRAL
 RED WIRE - HOT DIRECTIONAL
 BLACK WIRE - HOT DIRECTIONAL



1 INFRA RED CONTROL WIRING

NTS



114 Kirby Street
 Garland, TX 75024
 PH (972) 494-5941
 FAX (972) 267-5104

NYSAN SHOP DRAWINGS
 ELECTRICAL DRAWINGS
 PEZ RS - ASTRO - E
 SUNSENSOR / TIMER
 WIRING DIAGRAM

Scale	Drawn
NTS	ALEX
Work order no.	Date
N/A	19/09/03
Drawing no.	
WKS IR	